

# TIME

## Lesson Sixteen

---

**Objectives:** This lesson will give you practice with time expressions-telling time, making appointments, asking for the time, etc. You will get practice with numbers, and the parts of the day.

**Activities:** Practice telling time, using the clock faces on page 97. Break into groups, and make appointments with each other.

**Translation  
of Time Ex-  
pressions:**

### Time

What time is it?  
It's nine o'clock.  
What time will we meet?  
At half past seven.

one o'clock, two o'clock, three o'clock, four o'clock...  
twenty to ten, a quarter past eleven...



in the morning (A.M.)	hour
in the evening (P.M.)	minute
in the afternoon	before
at midnight	after
before sunrise	half
at noon	quarter
early in the morning	sharp (exactly)
daytime	almost
dawn	early
sunset	late

my watch, fast, slow, stopped.

TE TAI

Reirei Tebwi Ma Onoua

---



Time  
Expressions:

Te Tai

E a boo iraua?

E a boo ruaiua.

Ti na kaaitiboo n te aoa iraua?

N iteran itiua.

Te aoa teuana, te aoa uoua, te aoa teniua, te aoa aua...

Uabwi nakon tebwina, te kuata imwiin tebwi ma teuana...

n te ingaabong  
n te tairiki  
n te tanimaeaontai  
n te nuukanibong  
im'aain otintai  
n te tawanou  
n te moan ingaabong  
te ngaina  
te kaarangaina  
te bungin taai

te aoa  
te miniti  
nako  
imwiin  
itera  
te kuata  
raoi  
e a kaan  
moan taai  
waeremwe

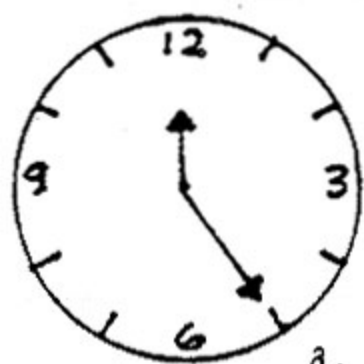
au tai, waekoa, e waeremwe, mate.

Additional  
Activities:

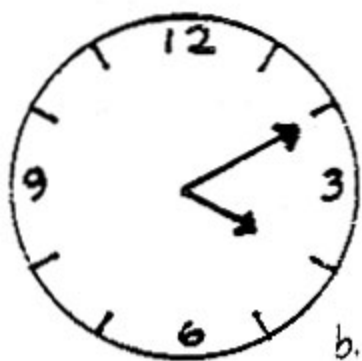
Using the new vocabulary, construct a dialogue about an appointment, for example, where someone was late because his watch was slow or broken, setting up a new time to meet, etc.

Outside  
Activities:

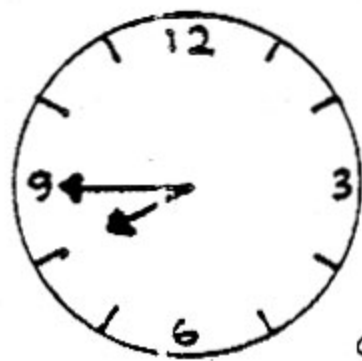
See what you can discover about the Kiribati sense of time. Are most I Kiribati punctual? Is there such a thing as 'Kiribati time'? Do most people wear watches? Is there a difference between the young and old in their way of telling time? Report your findings.



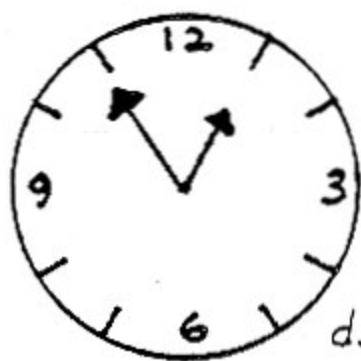
a.



b.



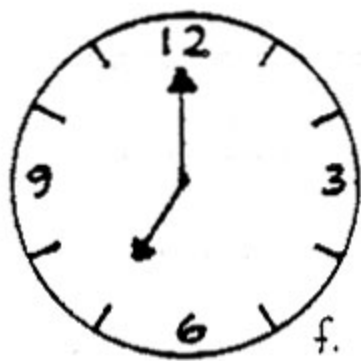
c.



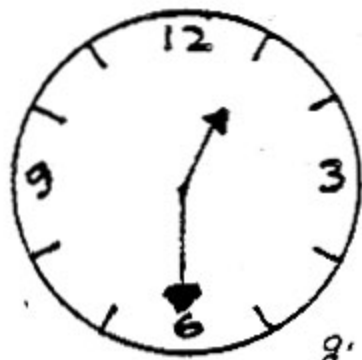
d.



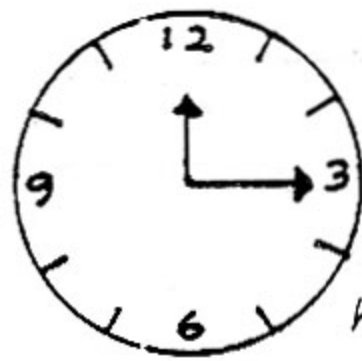
e.



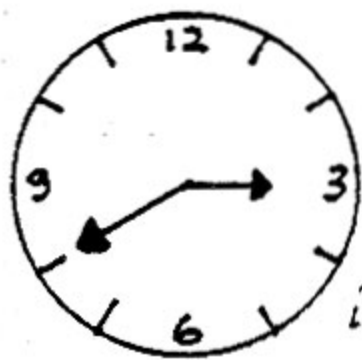
f.




g.



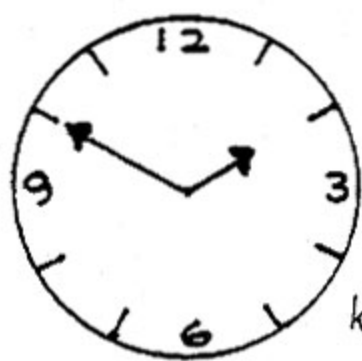
h.



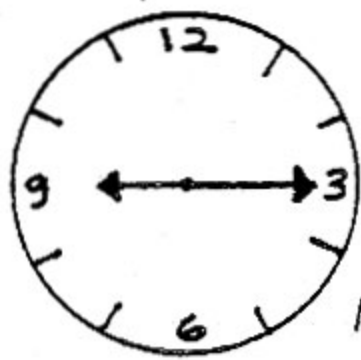
i.



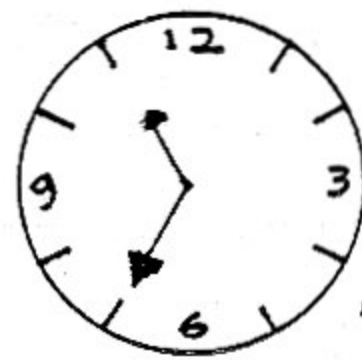
j.



k.



l.



m.