

WHAT'S IT IN KIRIBATI?

Lesson Ten

Objectives:

This lesson provides you with some additional tools for learning the language from people you meet. You'll learn how to say the letters of the alphabet, ask the names of things and how to spell them, and how to say something you only know the English for.

Activities:

The dialogue in this lesson is full of blank spaces. Take turns with your teacher filling in the blanks and continuing the dialogue appropriately. Once you have the idea you can try it with your classmates. Use the pictures found later in the lesson, others around the room and objects which are handy, to provide the props for your questions.

Translation of Fill-in Dialogue:

What's it in Kiribati?

A: What's the word _____ in Kiribati?

B: The word _____ in Kiribati is _____.

A: It's _____?

B: Yes, that's it.

A: Can you use it in a sentence?

B: Yes, _____.

A: Thank you.

B: You're welcome.

A: And what's the name of that thing in Kiribati?


B: A _____.

A: A _____?

B: No, a _____.

TERAA N TE TAETAE NI KIRIBATI?

Reirei Tebwina



Fill-in
Dialogue:

Teraa n te taetae ni Kiribati?

- A: Teraa n te taetae ni Kiribati te taeka ae _____?
- B: Te taeka ae _____ n te taetae ni Kiribati bon _____.
- A: Aia _____?
- B: E eng, ngaia.
- A: Ko konaa ni kaboonganaa inanon te kibu n taeka?
- B: E eng, _____.
- A: Ko rab'a.
- B: Te raoi.
- A: Ao teraa aran te b'ai arei n te taetae ni Kiribati?
- B: Te _____.
- A: Te _____?
- B: Tiaki, te _____.

The Sounds of the Alphabet:

The names of the vowel sounds: a = ah, e = eh, i = ee, o = oh,
u = oo.

The names of the nasal sounds: m = mm, n = nn, ng = ngg.

The names of the consonants: b = bee, k = kee, r = ree, t = see,
w = wee.

<u>A</u>	<u>B</u>	<u>E</u>	<u>I</u>	<u>K</u>	<u>M</u>	<u>N</u>	<u>NG</u>	<u>O</u>	<u>R</u>	<u>T</u>	<u>U</u>	<u>W</u>
ah	bee	eh	ee	kee	mm	nn	ngg	oh	ree	see	oo	wee

Note:

When the alphabet is recited, b' and m' are not included separately. When the language was first written by Bingham in the mid 18th Century he used the alphabetical order: a e i o u m n ng b k r t w. If you find a copy of his dictionary, this is the order in which the words appear. In modern times the order used is like the English.

Translation of
Fill-in Continued:

A: Can you spell it?

B: Yes, _____.

A: _____?


B: Yes, that's it.

A: Thanks very much.

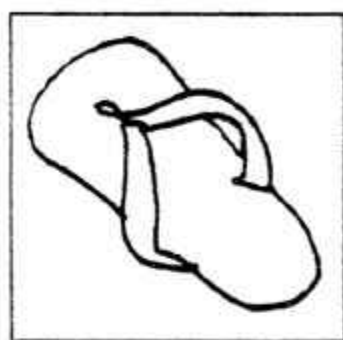
B: You're welcome.

Outside Activity:

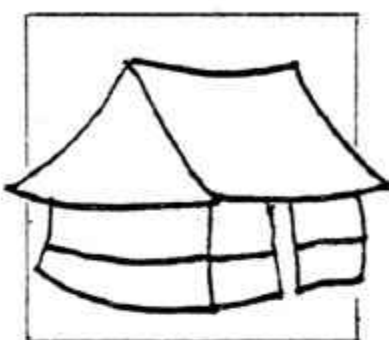
Take a walk with an I Kiribati companion, a sort of identification hike. Ask the names of the things you see along the way, and keep a list of them. Ask how they are spelled. Report your findings. You'll find that keeping a list of the new words you learn is a great aid to vocabulary building. Add these 'outside' words to the vocabulary pages you keep at the end of each lesson.




1. _____




2. _____




3. _____




4. _____



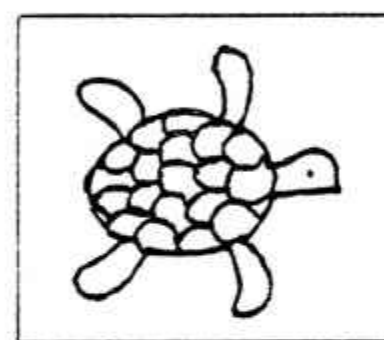
5. _____




6. _____




7. _____



8. _____




9. _____



10. _____



11. _____



12. _____

Fill-in
Continuation:

A: Ko konaa n tiberanna?

B: E eng, _____.

A: _____?

B: E eng, boni ngaia anne.

A: Ko bati n rab'a.

B: Te raoi.